

**Welcome to ARD Safety LMS platform!**

**You can easily access your training by following the steps below.**

## **WEB**

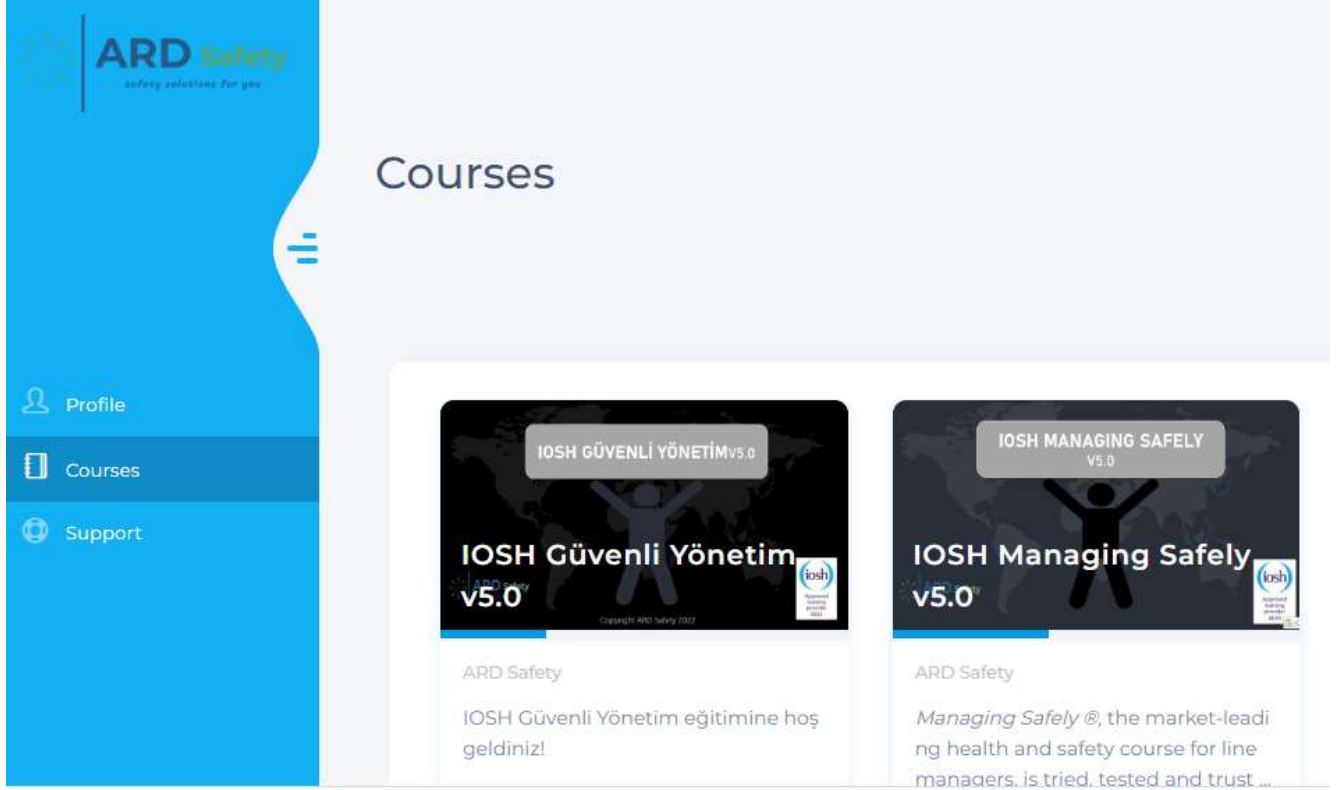
- 1) Login to our portal by clicking on <https://academy.ardsafety.com/>



2) Log in to the system with the username and password you created.



3) Click on the 'Courses' button on the left menu.



4) You can access the training content from the right menu and follow your progress.



The screenshot displays the ARD Safety IOSH Managing Safely course interface. The main content area features a video player with a black header and a white body. The video content shows a stylized figure holding a sign that reads "IOSH MANAGING SAFELY V5.0" against a world map background. The ARD Safety logo is in the bottom left, and the IOSH logo is in the bottom right. A sidebar on the right, titled "Course Content", shows a progress bar at 38.5%. The sidebar lists the following items:


- Subject 1 | Your Introduction to IOSH Managing Safely
  - Introduction (highlighted with a blue bar and a progress bar)
- Subject 2 | Module 1: Introducing managing safely
  - Slideshow for module 1 (with a progress bar)
  - INTRODUCING MANAGING SAFELY (with a progress bar)
- Subject 3 | Module 2: Assessing risks
- Subject 4 | Module 3: Controlling the risks

## VIA MOBILE

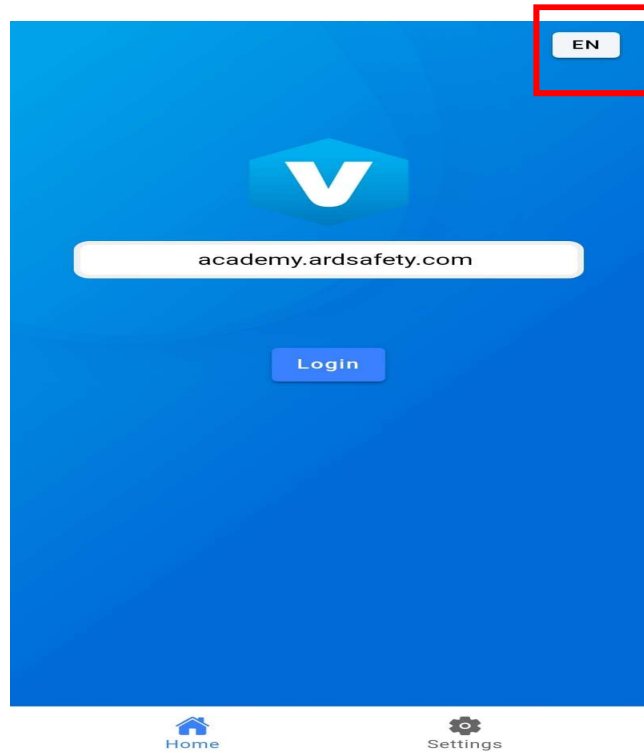
If you will use web browser on your mobile, the above procedures are valid.

To continue with the mobile app:

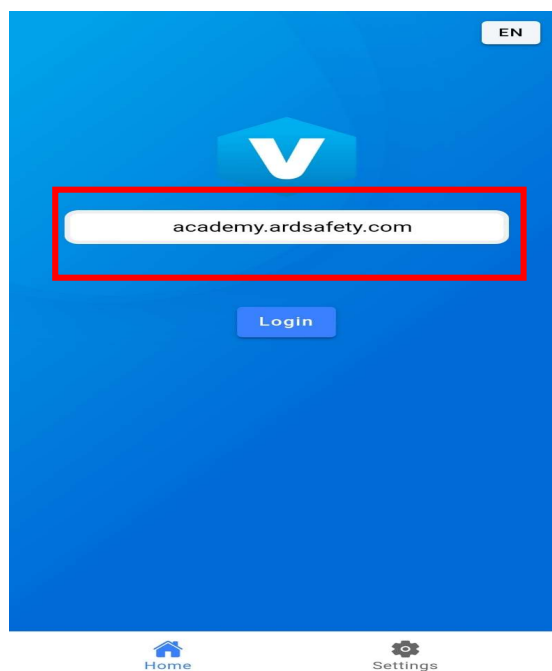
- 1) Install “Vedubox Mobil” from Playstore or App Store.



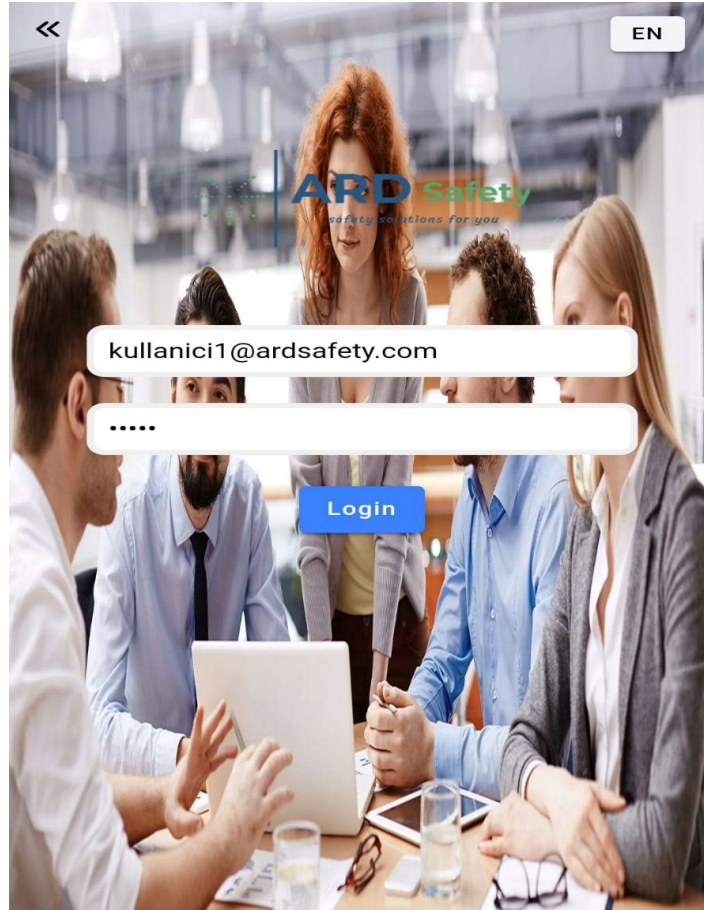
2) Select the English (EN) language option from the **upper right corner**.



3) Type academy.ardsafety.com in the URL bar.



- 4) You can log in with the username and password you created while purchasing the training package.



5) Then you can access your course.



**YOU CAN CONTACT US IF YOU HAVE ANY QUESTION.**

Whatsapp: +905306225273

info@ardsafety.com



www.ardsafety.com



+90 530 622 5 273



ardsafety



ard-safety